

## ICAFectin® 441 DNA transfection reagent

### The “solutions” for your all transfections

ICAFectin® 441 DNA transfection reagents is novel synthetic molecule derived from natural compounds specifically designed to provide the best, safe, efficient transfection solution in a broad variety of cell types.

- New supramolecular organization
- High transfection efficiency
- Ideal for primary and stem cells
- No cytotoxicity
- ICAFectin® 441 is very well recognized DNA transfection reagent described in worldwide scientific publications (EMBO J, CELL reports, NAR, ...) (See Publications\_ICAFectin®)

**Ask a free sample by sending an email to [info@incellart.com](mailto:info@incellart.com)**

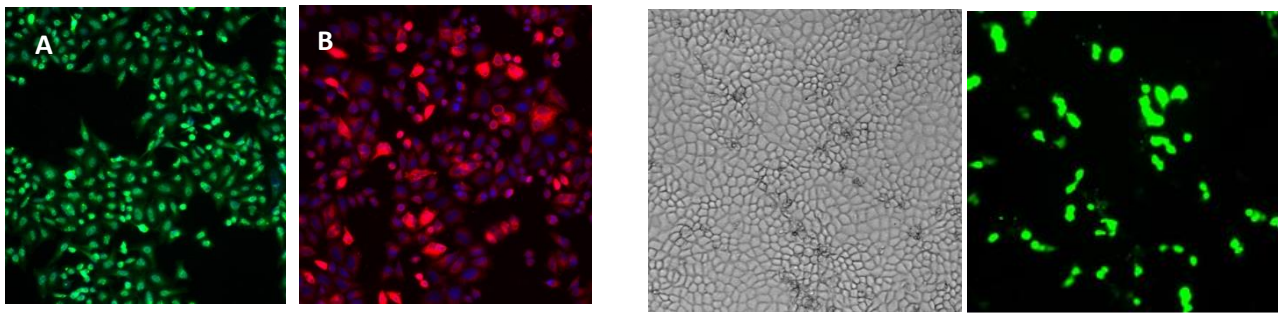
**Download the ICAFectin®441 transfection protocol**

### Broad spectrum reagents

ICAFectin® 441	Achieve DNA transfection in	Volume and price
ICAFectin® 441 is an universal transfection reagent with an excellent track record for robust transfection in many cell lines and also for “difficult to transfect” cells including primary and stem cells	Fibroblast cell lines (ex: HEK293, COS-7, NIH3T3, human fibroblasts...)	<b>0.5 mL</b> (ref 441-500) <b>325 EUR</b>
	Epithelial cell lines (ex: HeLa, CHO, MDCK...)	<b>0.25 mL</b> (ref 441-250) <b>190 EUR</b>
	Endothelial cell lines (ex: UVEC...)	
	Myoblast cell lines (ex: C2C12...)	
	Epthelial cells (ex: Caco2...)	
	Neuronal cell lines (ex: PC12 rat adrenal gland cells...)	
	Monocytes, macrophages (ex: RAW 264.7...)	
	ES cells, primary cells (ex: Murine embryonic stem cells, Rat mesenchymal stem cells, Murine CD 34+ stem cells, Murine blastocysts, Human embryonic stem cells..)	

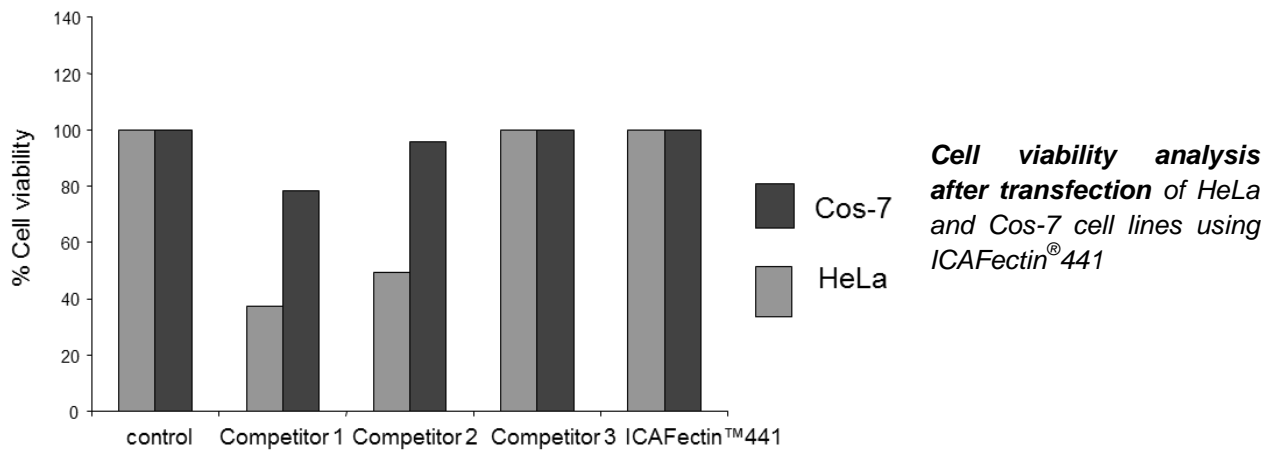
In-Cell-Art

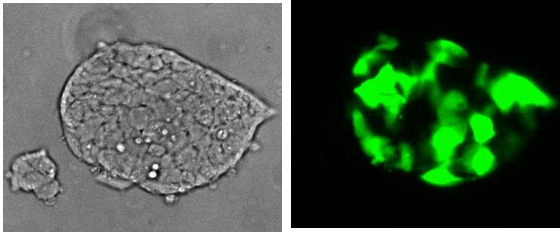
**ICAFectin<sup>®</sup> 441 presentation**  
DNA transfection reagent



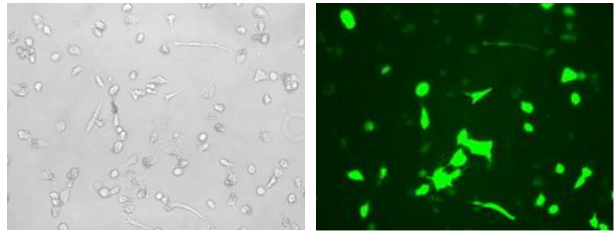
**HeLa cells gene expression following ICAFectin<sup>®</sup> 441 transfection.** Immunostaining of transfected cells expressing either a membrane protein (A) or intracellular protein (B)

**Madin Dardy Canine Kidney cell (MDCK) reporter gene (GFP) expression following ICAFectin<sup>®</sup> 441 transfection**

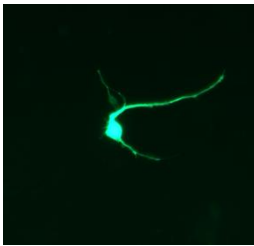




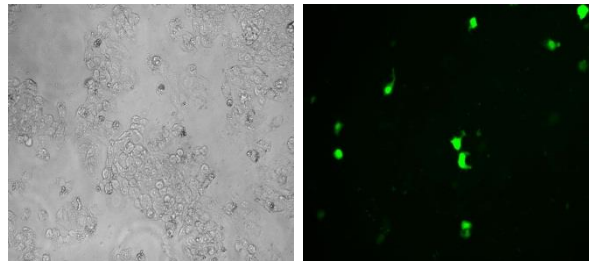
**Mouse embryonic stem cells:** reporter gene expression following ICAFectin<sup>®</sup> 441 transfection



**Mouse mesenchymal stems cell:** reporter gene expression following ICAFectin<sup>®</sup> 441 transfection

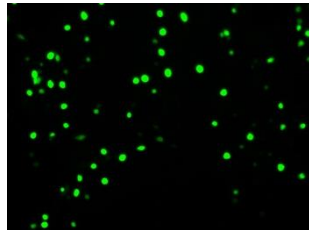
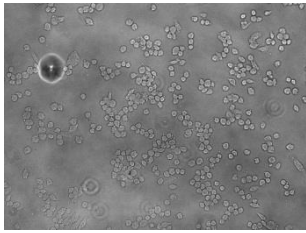


**Rat neuronal primary cells:** reporter gene expression following ICAFectin<sup>®</sup> 441 transfection

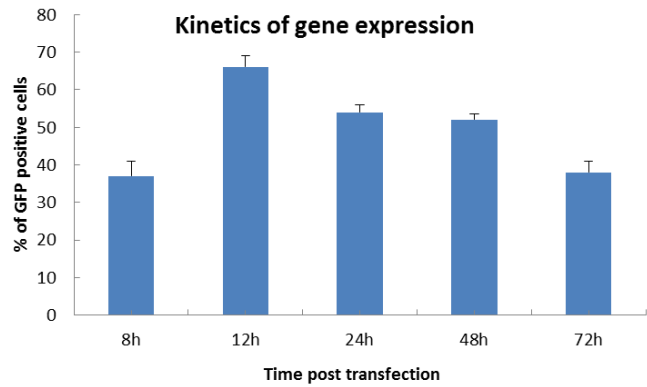


**Human Hepatocellular liver carcinoma cell (HepG2):** reporter gene expression following ICAFectin<sup>®</sup> 441 transfection

**ICAFectin<sup>®</sup> 441 presentation**  
DNA transfection reagent



**Chinese Hamster Ovary cells** GFP gene expression using ICAFectin<sup>®</sup> 441



**Kinetics of GFP expression in CHO-K1 transfected cells** using ICAFectin<sup>®</sup> 441 reagents